


Shareholding Pattern under Regulation 31 of SEBI (Listing Obligations and Disclosure Requirements) Regulations, 2015

General information about company	
Scrip Code	521220
Name of the company	Damodar Industries Limited
Class of Security	Equity Shares
Type of Report	Quarterly
Quarter ended	31-03-2016
Date of allotment/ extinguishment (in case of Capital Restructuring selected/ Listing date	N/A
Shareholding pattern filed under	Reg. 31(1)(b)




Declaration

Sr. No.	Particulars	Yes/No
1	Whether the Listed Entity has issued any partly paid up shares?	No
2	Whether the Listed Entity has issued any Convertible Securities or Warrants?	No
3	Whether the Listed Entity has issued any Warrants?	No
4	Whether the Listed Entity has any shares against which depository receipts are issued?	No
5	Whether the Listed Entity has any shares in locked-in?	No
6	Whether any shares held by promoters are pledge or otherwise encumbered?	No
7	Whether company has equity shares with differential voting rights?	

1. All the fields in this table are mandatory.

2. Select (Yes/No) from drop down depending upon the applicability of shares of the company. For e.g. if you will select (No) then it will hide corresponding column from all the respective sheets



Damodar Industries Limited

Annexure - II

Table I - Summary Statement holding of specified securities

Category	Category of shareholder	Number of shareholders	No. of fully paid up equity shares held	No. of Partly paid-up equity shares held	No. of shares underlying Depository Receipts	Total nos. shares held	Shareholding as a % of total no. of shares (calculated as per SCRR, 1957)	Number of Voting Rights held in each class of securities			No. of Shares Underlying & Outstanding convertible securities (including	No. Of Warrants	No. Of Shares Underlying & Outstanding convertible securities and No.	Shareholding, as a % assuming full conversion of convertible securities (as a percentage of diluted share capital)	Number of Locked in shares		Number of Shares pledged or otherwise encumbered		Number of equity shares held in dematerialised form	
								No of Voting Rights							Total as a % of (A+B+C)	No. (a)	As a % of total Shares held(b)	No. (a)		As a % of total Shares held(b)
								Class eg: X	Class eg: y	Total										
(I)	(II)	(III)	(IV)	(V)	(VI)	(VII) = (IV)+(V)+ (VI)	(VIII)As a % of (A+B+C2)	(IX)			(X)	(XI)	(XII)(a)	(XII)= (VII)+(X) As a % of (A+B+C2)	(XIII)		(XIV)		(XV)	
(A)	Promoter & Promoter Group	20	7700000	0	0	7700000	69.2084	7700000	0	7700000	69.2084	0	0	69.2084	0	0.0000	0	0.0000	7700000	
(B)	Public	4469	3425812	0	0	3425812	30.7916	3425812	0	3425812	30.7916	0	0	30.7916	0	0.0000	NA	NA	3046045	
(C)	Non Promoter - Non Public																			
(C1)	Shares Underlying DRs	0	0	0	0	0	0.0000	0	0	0	0.0000	0	0	0.0000	0	0.0000	NA	NA	0	
(C2)	Shares Held By Employee Trust	0	0	0	0	0	0.0000	0	0	0	0.0000	0	0	0.0000	0	0.0000	NA	NA	0	
	Total	4489	11125812	0	0	11125812	100.0000	0	0	0	100.0000	0	0	100.0000	0	0.0000	0	0.0000	10746045	



Damodar Industries Limited

Table II - Statement showing shareholding pattern of the Promoter and Promoter Group


Category & Name of the shareholders	PAN	Nos. of shareholders	No. of fully paid up equity shares held	Partly paid-up equity shares held	No. of shares underlying Depository Receipts	Total nos. shares held	Shareholding % calculated as per SCRR, 1957 As a % of (A+B+C2)	Number of Voting Rights held in each class of securities			No. of Shares Underlying Outstanding convertible securities (including	No. Of Warrants	No. Of Shares Underlying Outstanding convertible securities and No.	Shareholding, as a % assuming full conversion of convertible securities (as a percentage	Number of Locked in shares		Number of Shares pledged or otherwise encumbered		Number of equity shares held in dematerialised form	
								No of Voting Rights							Total as a % of (A+B+C)	No. (a)	As a % of total Shares held(b)	No. (a)		As a % of total Shares held(b)
								Class eg: X	Class eg: y	Total										
(I)	(II)	(III)	(IV)	(V)	(VI)	(VII) = (IV)+(V)+(VI)	(VIII) As a % of (A+B+C2)	(IX)			(X)	(XI)	(XII) = (VII)+(X) As a % of	(XIII)		(XIV)				
1 Indian																				
(a) Individuals / Hindu Undivided Family		17	7090000	0	0	7090000	63.7257	7090000	0	7090000	63.7257	0	63.7257	0	0.0000	0	0.0000	0	7090000	
(i) Ajay D Biyani	AAFPB1351C	2	1700000	0	0	1700000	15.2798	1700000	0	1700000	15.2798	0	15.2798	0	0.0000	0	0.0000	0	1700000	
(ii) Anil D. Biyani	AETPB2545J	1	1475000	0	0	1475000	13.2575	1475000	0	1475000	13.2575	0	13.2575	0	0.0000	0	0.0000	0	1475000	
(iii) Arun Kumar Biyani	AAFPB1347N	1	1325000	0	0	1325000	11.9092	1325000	0	1325000	11.9092	0	11.9092	0	0.0000	0	0.0000	0	1325000	
(iv) Manju Biyani	AAHPB9963G	1	670000	0	0	670000	6.0220	670000	0	670000	6.0220	0	6.0220	0	0.0000	0	0.0000	0	670000	
(v) Kanta Biyani	AAFPB0604C	1	370000	0	0	370000	3.3256	370000	0	370000	3.3256	0	3.3256	0	0.0000	0	0.0000	0	370000	
(vi) Arun Kumar Biyani (Huf)	AAAHB1923R	1	355000	0	0	355000	3.1908	355000	0	355000	3.1908	0	3.1908	0	0.0000	0	0.0000	0	355000	
(vii) Sanju A. Biyani	AAFPB6595C	1	325000	0	0	325000	2.9211	325000	0	325000	2.9211	0	2.9211	0	0.0000	0	0.0000	0	325000	
(viii) Aditya Biyani	AITPB1895R	1	160000	0	0	160000	1.4381	160000	0	160000	1.4381	0	1.4381	0	0.0000	0	0.0000	0	160000	
(ix) Aman Biyani	AEQPB4103F	1	135000	0	0	135000	1.2134	135000	0	135000	1.2134	0	1.2134	0	0.0000	0	0.0000	0	135000	
(x) Akshay Anil Biyani	ATGPB4394M	1	125000	0	0	125000	1.1235	125000	0	125000	1.1235	0	1.1235	0	0.0000	0	0.0000	0	125000	
(xi) Bhawna A. Biyani	AWAPS6839D	1	95000	0	0	95000	0.8539	95000	0	95000	0.8539	0	0.8539	0	0.0000	0	0.0000	0	95000	
(xii) Ajay D. Biyani (Huf)	AADHB4713J	1	90000	0	0	90000	0.8089	90000	0	90000	0.8089	0	0.8089	0	0.0000	0	0.0000	0	90000	
(xiii) Abhishek A. Biyani	AKEPB1513B	1	85000	0	0	85000	0.7640	85000	0	85000	0.7640	0	0.7640	0	0.0000	0	0.0000	0	85000	
(xiv) Damodar Lal Biyani (H.U.F)	AACHD4657C	1	70000	0	0	70000	0.6292	70000	0	70000	0.6292	0	0.6292	0	0.0000	0	0.0000	0	70000	
(xv) Savitridevi Damodar Lal Biyani	AAHPB7369N	1	55000	0	0	55000	0.4943	55000	0	55000	0.4943	0	0.4943	0	0.0000	0	0.0000	0	55000	
(xvi) Payal A Biyani	AQYPK9535A	1	30000	0	0	30000	0.2696	30000	0	30000	0.2696	0	0.2696	0	0.0000	0	0.0000	0	30000	
(xvii) Radhika A Biyani	AOVPM5402R	1	25000	0	0	25000	0.2247	25000	0	25000	0.2247	0	0.2247	0	0.0000	0	0.0000	0	25000	
Central Government / State Government(s)		0	0	0	0	0	0.0000	0	0	0	0.0000	0	0.0000	0	0.0000	0	0.0000	0	0	
(c) Financial Institutions / Banks		0	0	0	0	0	0.0000	0	0	0	0.0000	0	0.0000	0	0.0000	0	0.0000	0	0	
(d) Any Other (Specify)		3	610000	0	0	610000	5.4827	610000	0	610000	5.4827	0	5.4827	0	0.0000	0	0.0000	0	610000	
(i) Bodies Corporate		3	610000	0	0	610000	5.4827	610000	0	610000	5.4827	0	5.4827	0	0.0000	0	0.0000	0	610000	
(i) Css Mercantile Pvt Ltd	AACCC0363K	1	250000	0	0	250000	2.2470	250000	0	250000	2.2470	0	2.2470	0	0.0000	0	0.0000	0	250000	
(ii) Suam Overseas Pvt. Ltd.	AAFC59934F	1	235000	0	0	235000	2.1122	235000	0	235000	2.1122	0	2.1122	0	0.0000	0	0.0000	0	235000	
(iii) Panna Yarn Pvt. Ltd.	AACCP1035D	1	125000	0	0	125000	1.1235	125000	0	125000	1.1235	0	1.1235	0	0.0000	0	0.0000	0	125000	
Sub Total (A)(1)		20	7700000	0	0	7700000	69.2084	7700000	0	7700000	69.2084	0	69.2084	0	0.0000	0	0.0000	0	7700000	
2 Foreign																				
(a) Individuals (Non-Resident Individuals / Foreign Individuals)		0	0	0	0	0	0.0000	0	0	0	0.0000	0	0.0000	0	0.0000	0	0.0000	0	0	
(b) Government		0	0	0	0	0	0.0000	0	0	0	0.0000	0	0.0000	0	0.0000	0	0.0000	0	0	
(c) Institutions		0	0	0	0	0	0.0000	0	0	0	0.0000	0	0.0000	0	0.0000	0	0.0000	0	0	
(d) Foreign Portfolio Investor		0	0	0	0	0	0.0000	0	0	0	0.0000	0	0.0000	0	0.0000	0	0.0000	0	0	
(e) Any Other (Specify)		0	0	0	0	0	0.0000	0	0	0	0.0000	0	0.0000	0	0.0000	0	0.0000	0	0	
Sub Total (A)(2)		0	0	0	0	0	0.0000	0	0	0	0.0000	0	0.0000	0	0.0000	0	0.0000	0	0	
Total Shareholding Of Promoter And Promoter Group (A)= (A)(1)+(A)(2)		20	7700000	0	0	7700000	69.2084	7700000	0	7700000	69.2084	0	69.2084	0	0.0000	0	0.0000	0	7700000	

Details of Shares which remain unclaimed may be given hear along with details such as number of shareholders, outstanding shares held in demat/unclaimed suspense account, voting rights which are frozen etc.

Note:

(1) PAN would not be displayed on website of Stock Exchange(s)


(2) The term 'Encumbrance' has the same meaning as assigned under regulation 28(3) of SEBI (Substantial Acquisition of Shares and Takeovers) Regulations, 2011.



Damodar Industries Limited

Table III - Statement showing shareholding pattern of the Public shareholder

Category & Name of the shareholders	PAN	Nos. of shareholders	No. of fully paid up equity shares held	Partly paid-up equity shares held	No. of shares underlying Depository Receipts	Total nos. shares held	Shareholding % calculated as per SCRR, 1957 As a % of (A+B+C2)	Number of Voting Rights held in each class of securities			No. of Shares Underlying Outstanding convertible securities (including	No. Of Warrants	No. Of Shares Underlying Outstanding convertible securities and No.	Shareholding %, as a % assuming full conversion of convertible securities (as a percentage (XII)= (VII)+(X) As a % of	Number of Locked in shares		Number of Shares pledged or otherwise encumbered		Number of equity shares held in dematerialised form	
								No of Voting Rights							Total as a % of (A+B+C)	No. (a)	As a % of total Shares held(b)	No. (a)		As a % of total Shares held(b)
								Class eg: X	Class eg: y	Total										
1 Institutions																				
(a) Mutual Fund		0	0	0	0	0	0.0000	0	0	0	0.0000	0	0.0000	0	0	0	NA	NA	0	
(b) Venture Capital Funds		0	0	0	0	0	0.0000	0	0	0	0.0000	0	0.0000	0	0	0	NA	NA	0	
(c) Alternate Investment Funds		0	0	0	0	0	0.0000	0	0	0	0.0000	0	0.0000	0	0	0	NA	NA	0	
Foreign Venture Capital Investors		0	0	0	0	0	0.0000	0	0	0	0.0000	0	0.0000	0	0	0	NA	NA	0	
(e) Foreign Portfolio Investor		0	0	0	0	0	0.0000	0	0	0	0.0000	0	0.0000	0	0	0	NA	NA	0	
(f) Financial Institutions / Banks		1	875	0	0	875	0.0079	875	0	875	0.0079	0	0.0079	0	0	0	NA	NA	0	
(g) Insurance Companies		0	0	0	0	0	0.0000	0	0	0	0.0000	0	0.0000	0	0	0	NA	NA	0	
(h) Provident Funds/ Pension Funds		0	0	0	0	0	0.0000	0	0	0	0.0000	0	0.0000	0	0	0	NA	NA	0	
(i) Any Other (Specify)		0	0	0	0	0	0.0000	0	0	0	0.0000	0	0.0000	0	0	0	NA	NA	0	
Sub Total (B)(1)		1	875	0	0	875	0.0079	875	0	875	0.0079	0	0.0079	0	0	0	NA	NA	0	
Central Government/ State Government(s)/ President of India		0	0	0	0	0	0.0000	0	0	0	0.0000	0	0.0000	0	0	0	NA	NA	0	
2 India																				
Sub Total (B)(2)		0	0	0	0	0	0.0000	0	0	0	0.0000	0	0.0000	0	0	0	NA	NA	0	
3 Non-Institutions																				
(a) individuals				0	0															
i. Individual shareholders holding nominal share capital up to Rs. 2 lakhs.		4200	1492658	0	0	1492658	13.4162	1492658	0	1492658	13.4162	0	13.4162	0	0	0	NA	NA	1120516	
ii. Individual shareholders holding nominal share capital in excess of Rs. 2 lakhs.		29	1287821	0	0	1287821	11.5751	1287821	0	1287821	11.5751	0	11.5751	0	0	0	NA	NA	1287821	
(i) Dilipkumar H Parmar	AFGPP8914F		229086	0	0	229086	2.0590	229086	0	229086	2.0590	0	2.0590	0	0	0	NA	NA	229086	
(b) NBFCs registered with RBI		0	0	0	0	0	0.0000	0	0	0	0.0000	0	0.0000	0	0	0	NA	NA	0	
(c) Employee Trusts		0	0	0	0	0	0.0000	0	0	0	0.0000	0	0.0000	0	0	0	NA	NA	0	
Overseas Depositories(holding DRs) (balancing figure)		0	0	0	0	0	0.0000	0	0	0	0.0000	0	0.0000	0	0	0	NA	NA	0	
(e) Any Other (Specify)		239	644458	0	0	644458	5.7925	644458	0	644458	5.7925	0	5.7925	0	0	0	NA	NA	637708	
(i) Trusts		1	1250	0	0	1250	0.0112	1250	0	1250	0.0112	0	0.0112	0	0	0	NA	NA	1250	
(ii) Hindu Undivided Family		91	269354	0	0	269354	2.4210	269354	0	269354	2.4210	0	2.4210	0	0	0	NA	NA	269354	
(i) Omkarnath Damodar Malpani Huf	AABHM2278R		120000	0	0	120000	1.0786	120000	0	120000	1.0786	0	1.0786	0	0	0	NA	NA	120000	
Non Resident Indians (Non Repat)		5	4586	0	0	4586	0.0412	4586	0	4586	0.0412	0	0.0412	0	0	0	NA	NA	4586	
(iv) Non Resident Indians (Repat)		26	22989	0	0	22989	0.2066	22989	0	22989	0.2066	0	0.2066	0	0	0	NA	NA	22989	
(v) Clearing Member		24	26439	0	0	26439	0.2376	26439	0	26439	0.2376	0	0.2376	0	0	0	NA	NA	26439	
(vi) Bodies Corporate		92	319840	0	0	319840	2.8748	319840	0	319840	2.8748	0	2.8748	0	0	0	NA	NA	313090	
(i) Dindayal Biyani Equities Ltd.	AABCD1400B	194840	125000	0	0	125000	1.1235	125000	0	125000	1.1235	0	1.1235	0	0	0	NA	NA	125000	
Sub Total (B)(3)		4468	3424937	0	0	3424937	30.7837	3424937	0	3424937	30.7837	0	30.7837	0	0	0	NA	NA	3046045	
Total Public Shareholding (B)= (B)(1)+(B)(2)+(B)(3)		4469	3425812	0	0	3425812	30.7916	3425812	0	3425812	30.7916	0	30.7916	0	0	0	NA	NA	3046045	



Damodar Industries Limited

Table IV - Statement showing shareholding pattern of the Non Promoter- Non Public shareholder

Category & Name of the shareholders	PAN	Nos. of shareholders	No. of fully paid up equity shares held	Partly paid-up equity shares held	No. of shares underlying Depository Receipts	Total nos. shares held	Shareholding % calculated as per SCRR, 1957 As a % of (A+B+C2)	Number of Voting Rights held in each class of securities			No. of Shares Underlying Outstanding convertible securities (including securities (IX))	No. Of Warrants	No. Of Shares Underlying Outstanding convertible securities (X)	Shareholding, as a % assuming full conversion of convertible securities (X) As a % of (A+B+C2)	Number of Locked in Shares		Number of Shares pledged or otherwise encumbered		Number of equity shares held in dematerialised form
								No of Voting Rights		Total as a % of (A+B+C)					No. (a)	As a % of total Shares held (b)	No. (a)	As a % of total Shares held (b)	
								Class eg: X	Class eg: Y										
(I)	(II)	(III)	(IV)	(V)	(VI)	(VII) = (IV)+(V)+(VI)	(VIII) As a % of (A+B+C2)												(IX)
1 Custodian/DR Holder		0	0	0	0	0	0.0000	0	0	0	0	0	0.0000	NA	NA	0	0	0	0
Employee Benefit Trust (under SEBI (Share based Employee Benefit) Regulations, 2014)		0	0	0	0	0	0.0000	0	0	0	0	0	0.0000	NA	NA	0	0	0	0
Total Non-Promoter- Non Public Shareholding (C) = (C1)+(C2)		0	0	0	0	0	0.0000	0	0	0	0	0	0.0000	NA	NA	0	0	0	0



Annexure to Table II- Details of Shares which remain unclaimed for Promoter & Promoter Group

Details of Shares which remain unclaimed for Promoter & Promoter Group				
Serial No.	Number of shareholders	Outstanding shares held in demat or unclaimed suspense account	voting rights which are frozen	Disclosure of notes on shares which remain unclaimed for public shareholders
NIL				

Annexure to Table III- A- Details of the shareholders acting as persons in Concert for Public

Details of the shareholders acting as persons in Concert for Public			
Serial No.	Name of the PAC	No of Shares	Percentage of shareholding by PAC
Nil			

Annexure to Table III- B Details of Shares which remain unclaimed for Public

Details of Shares				
Serial No.	Number of shareholders	Outstanding shares held in demat or unclaimed suspense account	voting rights which are frozen	Disclosure of notes on shares which remain unclaimed for public shareholders
Nil				

